

# HEIRLOOMED

MAGAZINE

THE SILVER ISSUE

HEIRLOOMEDCOLLECTION.COM





# ***Contents***

## **5 A SILVER EXPERT**

Read about my time spent with a silver expert who walked me through all the history + heritage of vintage silver from her years in the family business.

## **16 HALLMARKS OF SILVER**

Learn more about silver hallmarks, how to read + identify them, some of the most famous makers and beyond so you can begin collecting.

## **17 ENGRAVINGS**

Tips and proper etiquette for engraving your silver pieces or sourcing already engraved silver treasures.

## **24 TYPES OF SILVER**

From historical coin silver, to silver plated and sterling silver, get the scoop on identifying pieces on your own

## **29 CARING FOR YOUR SILVER**

Tried and true rules for caring for and polishing your silver, some you'll never expect.

## **36 SOURCING SILVER**

Learn more about starting a silver collection of your very own and some of the best places you can purchase silver these days.

# HEIRLOOMED

## THE SILVER ISSUE

The Silver Issue celebrates the shine and patina that sterling pieces have long brought to the table. Whether a full set of silverware, a silver spoon for a child or a formal serving piece as a wedding gift, silver has long been an heirloom staple for collectors everywhere.

**EDITOR IN CHIEF** Ashley Schoenith

**PHOTOGRAPHY** Heidi Harris

**VIDEOGRAPHY** Paul Wages

**EDITORIAL ASSISTANT** Kelsey Woods

### ADVERTISING

For sponsorship or advertising information :  
[info@heirloomedstorytelling.com](mailto:info@heirloomedstorytelling.com)

### HEIRLOOMED PUBLISHING

[WWW.HEIRLOOMEDCOLLECTION.COM](http://WWW.HEIRLOOMEDCOLLECTION.COM)  
[WWW.HEIRLOOMEDBLOG.COM](http://WWW.HEIRLOOMEDBLOG.COM)  
[WWW.HEIRLOOMEDSTORYTELLING.COM](http://WWW.HEIRLOOMEDSTORYTELLING.COM)



# LETTER FROM THE EDITOR



Growing up, things were always made from scratch. We all sat down together for dinner. And, we had the best birthday cakes on the block. This notion of simple has driven us from the start. For nearly 10 years, we ran our business as IceMilk Aprons. The original company & collection was inspired by my grandmother, Cele. A masterful seamstress with a love for cooking & an art for entertaining. There isn't a childhood visit I can remember that didn't include her famous dinner of waffles, fresh fruit & ice milk that we so looked forward to. As the company and the collection began to grow, the concept of the heirloom remained the leading presence behind our products and in 2015 we became heirloomed. Some of my most treasured items are family heirlooms that were passed down to me - handwritten recipe cards, jewelry, cookbooks, family photos, china & more. And, in a world that is becoming increasingly more disposable the true treasures are those with a story and a history.

## MANTRA :

The most cherished and beloved things one can own cannot be purchased. They must first be used and loved and enjoyed. Memories must be created, laughter had and good times spent. And only then, these things become treasures, passed down for generations to come. The next generation will appreciate this "thing" even more than you do.

Ashley

FOUNDER + LIFESTYLE DESIGNER,  
ASHLEY SCHOENITH



# A SILVER EXPERT SHARES ALL



It was a beautiful afternoon in Atlanta as I entered the Beverly Bremer Silver Shop to meet with owner and silver expert, Mimi Bremer Woodruff.

The shop overflows with unique sterling silver objects, gift items and rare flatware patterns. I'm quite the fan of making a statement in a big way with a collection of similar items and you could certainly say that Mimi has done that with her space.



# MIMI BREMER WOODRUFF

*SILVER EXPERT*

BEVERLY BREMER SILVER SHOP





Founded in 1975 by her mother, Beverly Bremer at the Atlanta Flea Market, the flagship store is now on Peachtree Street in the heart of Buckhead Atlanta. It is quite literally filled floor to ceiling with sterling silver, holloware, gifts, jewelry, and unusual collectibles.

Mimi explained that her mother would spend afternoons scouring estate sales for particular patterns to fill her store. She recalls spending hours looking up the patterns of the silver her mother would bring back.









# POLISHED SILVER CANDLE



100% SOY WAX - HAND POURED IN ATLANTA, GA  
[www.heirloomedcollection.com](http://www.heirloomedcollection.com)





# HISTORY OF SILVER



The mining of silver began between 5,000 and 6,000 years ago in Anatolia, or what is now modern-day Turkey.

Silver was treasured by many cultures, and its uses varied from ornamental to medicinal. Many wealthy families owned silver utensils, jewelry, and decor.

Pure silver is very malleable and easily damaged - not suited for jewelry, utensils, or decor. To defend against damage, silver is mixed with other metals to make it more durable.

In the nineteenth and the early twentieth century, important collectors around Europe were famous for their impressive silver collections.

The saying "born with a silver spoon in your mouth" is thought to refer to wealth, but actually referred to a child's health. Silver is known to have antimicrobial properties that can ward off bacteria and viruses. This is why babies were often gifted small silver spoons when they were born. Babies who were fed from silver spoons were observed to get sick less often.



# HALLMARKS OF SILVER

Hallmarks are a variety of official emblems stamped on silver to illustrate its purity. England's system of hallmarks is one of the oldest and most detailed. Laws dating to the 14th century established strict requirements for marking silver. The markings were often elaborate and showed the buyer who the silversmith was. These markings often included representative plants and animals.

American marks weren't enforced and therefore were never as detailed. Early coin silver was often marked with the maker's name, and nothing else.

Silver plate has its own codes in the United States and around the world. The maker or company name is usually stamped on the back of the piece along with an indication that it's plated: In America, these marks are A1, AA, EP, or the full phrases "sterling inlaid", or "silver soldered."





# ENGRAVING

## SILVER

Most flatware was engraved, often with the women's maiden initial because it was traditionally the women's silver. All major jewelers and department stores that sold silver general had an engraver on hand. Usually it was their last name, 3-letters, or a single letter for their last name. Sometimes, women had their flatware engraved with their full names. Now, it can be fun to collect flatware that have your name, or your children's names on it.





# TYPES OF SILVER



## STERLING

Sterling silver is the most common alloy mix found in jewelry. It must be at least 92.5% pure silver, but the other 7.5% can be any metal. Usually, the other metal is copper, which has shown to be silver's best companion. Fondly referred to as "the metal of the moon," because of its white and greyish color, sterling silver is commonly stamped with what's known as a hallmark.

## SILVER PLATE

Silver plate is a coating of pure silver on a base metal such as copper or nickel silver (an alloy of nickel, copper, and zinc) and was developed later than sterling or coin, but various forms date to the 18th century.





# TYPES OF SILVER



## COIN SILVER

Some of the oldest American silver is "coin," which contains at least 89.2 to 90 percent of silver. Often coin silver is thought of as much less valuable than sterling, but in some cases, that is not necessarily true. Because of its age and beauty, a piece made from coin can sometimes be worth more than American sterling.

## HOLLOWWARE

"Holloware" is a term that is basically used to describe everything except flatware this includes serving pieces and tableware such as pitchers, teapots, sugar bowls, butter plates, food covers, creamers, silver artwork and sculptures, cake stands and other similar items. Holloware can be sterling silver or plated silver





# APRONS FOR EVERY GENERATION.





# SOURCING & COLLECTING VINTAGE SILVER

## RESOURCES :

Most silver experts refer to three books for guidance: Kovel's American Silver Marks, Starting to Collect Antique Silver and Silverplated Flatware.

While a book can be a great help, the best tool for anyone looking for silver is a compact jeweler's loupe, which is a small magnification device that you can use to inspect tiny details in the silver.

## WHERE TO START:

Collecting silver can be a fun and meaningful hobby that you can pass down for years to come.

Estate Silver is valuable because although it's been used, it's solid metal so it can always be restored and renewed. Some scrounging at the flea market can also turn up unique pieces for a mix-and-match collection.

## WHAT TO COLLECT:

We recommend collecting something you'd enjoy using in a traditional or fun way. Pick something unique to your style. You can collect by pattern, by maker or by piece. The possibilities are endless.







SHOP OUR  
**VINTAGE SILVER**





# CLEANING YOUR VINTAGE SILVER

I love the classic vintage look of tarnished silver, but sometimes it is nice to polish these pieces off and see some of the details they have to offer.

In just a few simple steps you can have perfectly polished silver. This is great for bringing an old piece back to life or for pieces you find at a thrift store or garage sale.





While gathering up your silver, go ahead and get a pot of water boiling. Once you have your silver together, start by finding an aluminum pan to place your silver into.

Once you have your pieces arranged in a single layer sprinkle baking soda over them and into the pan. Next pour the boiling water into the pan and let this sit for a few minutes.



Since the silver is going to be very hot, use a pair of tongs to remove from the pan and set them on a heat safe surface. Next you will want to take an old rag and add some silver polish to it. Begin to rub the silver and pay close attention to the grooves and details of the pieces.

Using a separate clean rag, begin to buff the pieces and clean off any remaining polish. Complete this process 2-3 times a year if you want your silver to maintain a clean and shiny look.





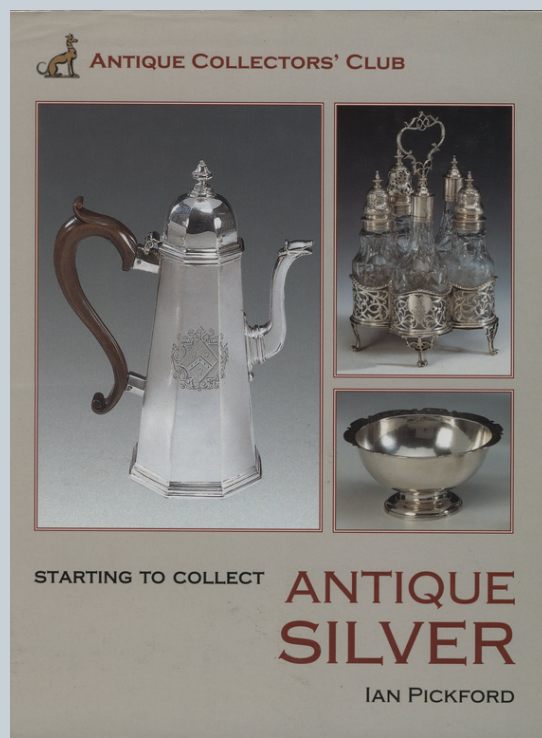





[CLICK HERE TO  
WATCH HOW TO:  
POLISH SILVER](#)





# RESOURCES FOR SILVER COLLECTORS



CLICK TO SHOP  
EACH BOOK



# SHOP THE COLLECTION

KEEPSAKE LINEN PEWTER COLLECTION





# FOLLOW US

FOR MORE STORIES + RECIPES  
KEEP UP WITH US AT:



@HEIRLOOMEDCOLLECTION



@ASHLEYSCHOENITH



WWW.HEIRLOOMEDCOLLECTION.COM  
WWW.HEIRLOOMEDBLOG.COM



# HEIRLOOMED

THE SILVER ISSUE

**HEIRLOOMED PUBLISHING**

[WWW.HEIRLOOMEDCOLLECTION.COM](http://WWW.HEIRLOOMEDCOLLECTION.COM)  
[WWW.HEIRLOOMEDBLOG.COM](http://WWW.HEIRLOOMEDBLOG.COM)  
[WWW.HEIRLOOMEDSTORYTELLING.COM](http://WWW.HEIRLOOMEDSTORYTELLING.COM)